





# How to Solder in four easy steps







Now clean your iron!  
make it nice and shiny











# four easy steps

keep your iron clean and shiny!

1. heat pad AND component leg
2. apply solder
3. take away solder
4. take away iron